




Hardin Marine
11 Industry Drive
Palm Coast, FL 32137

Installation Manual for:


Cable Reverser Box #620-60226

Installation:


- 1) Part Enclosed with cable reverser kit. Note the 4 mounting holes in the base of the box for flat head screws:



- 2) Install cable ends onto 33c style Cable using jam nuts to secure:



- 3) Install cable ends into receiver and retain with socket head bolt and lock nut:



- 4) Set cables into slots in the box base after the base has been mounted:



- 5) Install box cover and tighten the six socket head screws:

